

DL-1620RA

6" Vertical Remodel Frame-in-kit For Incandescent Lamps

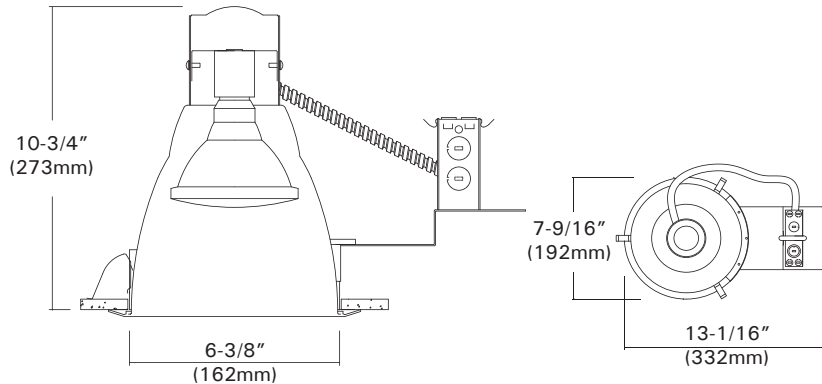
Catalog #		Type
Project		Date
Prepared by		

INCANDESCENT



DESCRIPTION

6" aperture remodel frame-in kits for vertical A Type incandescent lamps. These are designed for use in non-insulated ceiling or for general lights on floor and task lighting with deep concealed lamp.



APPLICATION

Ceiling Cut-out : 6-1/2"
Lamp, Max, Watt. : 150W / A21 or 100W / A19

The 6" is designed for use in non-insulated existing ceiling or for existing insulated ceilings where insulation can be kept 3" away from all sides of the housing. It can be installed from below the ceiling.

DESIGN FEATURES

◦ Housing Kit

- UL, c-UL listed, NON-IC, thermally protected housing for vertical A type incandescent lamps.
- 20-gauge CRS mounting ring, black-painted. Housing adjusts for ceilings up to 1/2" thick.

◦ Junction Box

- Listed for through branch circuit wiring. (Max. 8 No 12 AWG 90°C branch circuit conductors. (4 in, 4 out))
- (5) 1/2" knockouts with true pry-out slots and (4) knockouts with Romex cable clamp.
- Ground wire provided on J-box.

◦ Reflector

- Anodized clear, haze, gold, champagne, pewter color finished full reflectors. And anodized reflectors with black or white milled groove baffle collar.

◦ Trim Ring

- White metal ring plated chrome, satin nickel, polished brass, natural steel color ring.

◦ Thermal Protector

- Self resetting thermal detector on J-box deactivates fixture if overheating occurs due to improper lamping or mis-applied insulation.
- Install varied detectors according to input voltages.

◦ Remodel Clips

- 3 remodel clips secure housing and accommodates 1/2" and 5/8" ceiling materials.

◦ Socket

- Medium base porcelain socket with nickel plated screw shell.

◦ Socket Cup

- Heat sink aluminum cup with vertically adjustable lampholder is used to control multiple beam spreads.

* Listing

- UL, c-UL listed for damp location.
- UL, c-UL listed for feed through.

Trims

6" Vertical Incandescent Trims For

DL-6200A, DL-1620A, DL-1620RA

Catalog #		Type
Project		Date
Prepared by		

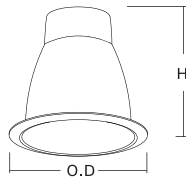
INCANDESCENT

TM-169R-H TM-169RF

Specular Open Reflector
150W A21 or 100W A19

White Metal Trim Ring
O.D : 7-7/8"
Height : 7-1/4"

*Symbol (RF) is for Self-flange



TM-169R-H-HC

TM-169R-H-GD

TM-169RF-HC

TM-160B-H

Baffle w/ Reflector
150W A21 or 100W A19

White Metal Trim Ring
O.D : 7-7/8"
Height : 7-1/4"



TM-160B-H-WH

TM-160B-H-BK

TM-161-H

Wall Wash w/ Kick-off Plate
150W A21 or 100W A19

White Metal Trim Ring
O.D : 7-7/8"
Height : 7-1/4"




TM-161-H-HC

TM-166B-H

Baffle w/ Fresnel Lens
150W A21 or 100W A19

White Metal Trim Ring
O.D : 7-7/8"
Height : 7-1/4"



TM-166B-WH

TM-166B-BK

TM-166R-H

Reflector w/ Fresnel Lens
150W A21 or 100W A19

White Metal Trim Ring
O.D : 7-7/8"
Height : 7-1/4"

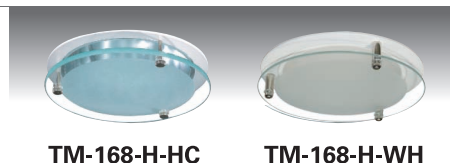


TM-166R-H-CL

TM-168-H

Reflector w/ Frosted Drop Lens
150W A21 or 100W A19

White Metal Trim Ring
O.D : 7-7/8"
Height : 7-1/4"



TM-168-H-HC

TM-168-H-WH

TM-168S-H

Reflector w/ Frosted 3.5" Center Hole Lens
150W A21 or 100W A19

White Metal Trim Ring
O.D : 7-7/8"
Height : 7-1/4"



TM-168S-H-HC

TM-1659-H

Reflector w/ Cross Louver Blade
150W A21 or 100W A19

White Metal Trim Ring
O.D : 7-7/8"
Height : 7-1/4"



TM-1659-H-HC

TM-1654-H

Reflector w/ Wall Wash Plate
150W A21 or 100W A19

White Plastic Trim Ring
O.D : 7-7/8"
Height : 7-1/4"



TM-1654-H-HC

◆ White metal ring standard.

◆ All trims are damp location, Lens trims are wet location listed.

ORDERING INFORMATION

Choose the catalog / finish codes that best suit your needs and enter it on the appropriate line.

TRIM MODEL	REFLECTOR	LENS	BAFFLE	METAL RING
	CL :Clear	FR :Fresnel	WH :White	WH :White
	WH :White	AS :All Sanded	BK :Black	BK :Black
	GD :Gold	CL :Clear	SN :Satin Nickel	SN :Satin Nickel
	MA :Matte Platinum	CV :Convex Prismatic	AN :Antique Nickel	AN :Antique Nickel
	CP :Champagne	AL :Albalite	AC :Antique Copper	AC :Antique Copper
	PR :Pewter		MO :Mocha	MO :Mocha
	HC :Haze Clear		CA :Cappuccino	CA :Cappuccino
			CH :Chrome	CH :Chrome
			UN :Natural Steel	UN :Natural Steel
			PB :Polished Brass	PB :Polished Brass

Examples:

TM-169R-H-HC-WH = Haze Clear Reflector

TM-160B-H-BK-WH = Black Baffle w/ Clear Reflector